

## Your benefit: Save time – configure and order multiple external gear pumps online

Fast Delivery Program Within the AZ Configurator



## Only 10 working days between ordering online and delivery – maximize time-saving with our fast delivery program

Simple, fast and reliable. That describes Rexroth products – and the AZ configurator system. The well-established quality of Rexroth multiple external gear pumps is now available online to you through a fast delivery program. Using the AZ configurator, Rexroth offers you a fast and easy way to configure the most common external gear pump models in two or three-way combinations best suited to your particular application. For up to five identical units, the online tool minimizes the time between ordering and delivery. Within 10 working days after you place your order, your external gear pumps are ready for shipping.



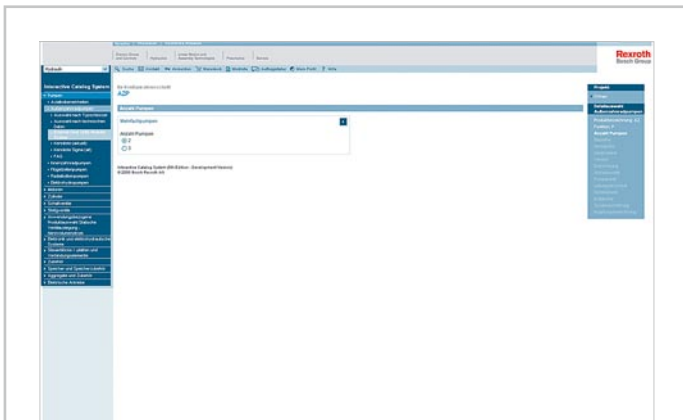
### The Advantages

---

- Shipping within 10 working days.
- Documentation of all key technical data.
- Configured external gear pump is presented as a dimensional 2D drawing and 3D model.
- Price is shown immediately via the shopping cart function.
- Orders can be placed online around the clock.

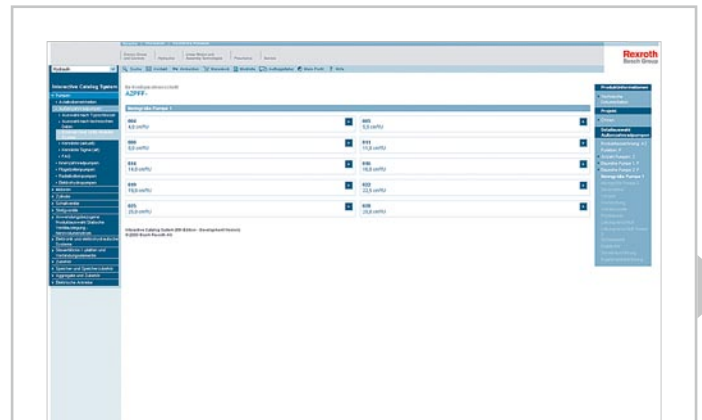
# www.boschrexroth.com/azconfigurator – External gear pumps you can count on – and soon

Try the fast delivery program within the AZ configurator out for yourself. It will help you to configure your individual external gear pump easily and quickly. Through a user-friendly menu navigation, you can get all the data necessary for planning your two or three-way pump project. During the entire process, all of the data you enter is visible in a summary window. After successful configuration, you can then initiate a request for quotation – and place an order for your desired pump combination online. Register today – and start taking advantage of the possibilities that the fast delivery program within the AZ configurator offers.



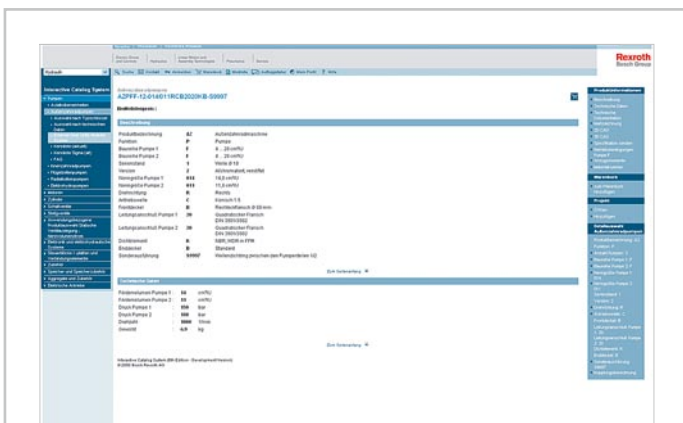
1

Via [www.boschrexroth.com/azconfigurator](http://www.boschrexroth.com/azconfigurator), you can use our configuration and ordering system directly. The first step: select the number of pumps and the pump model range.




2

After that, you specify the nominal sizes of the individual pumps. For example, with a 2-way combination external gear pump, the displacement for pump 1 is specified first.



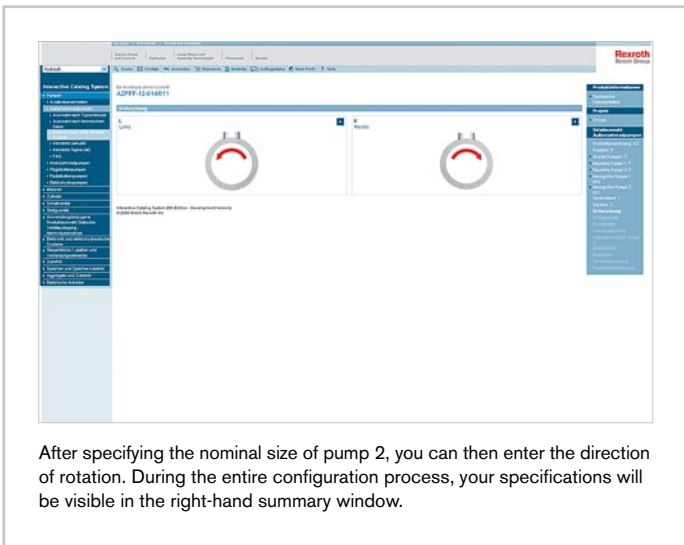
5

The initial output from the AZ configurator is a complete summary with all specifications including the technical description and all the data you need for your project.

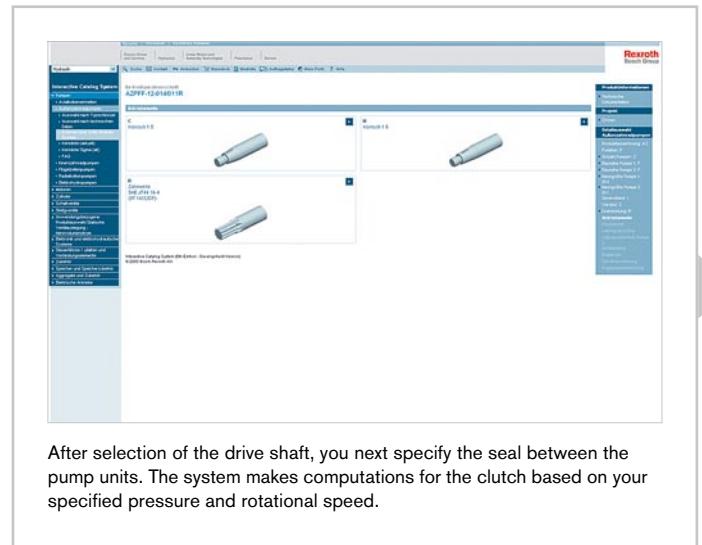


6

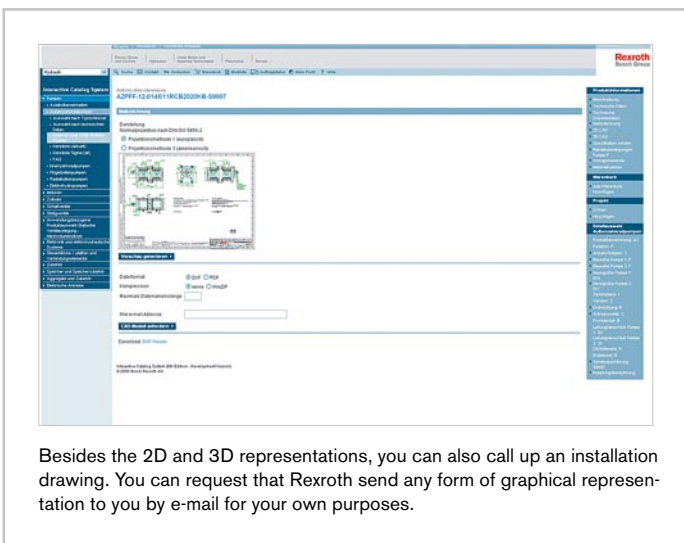
If you wish, you can also request the system to display an on-screen summary of your external gear pump's operating conditions.



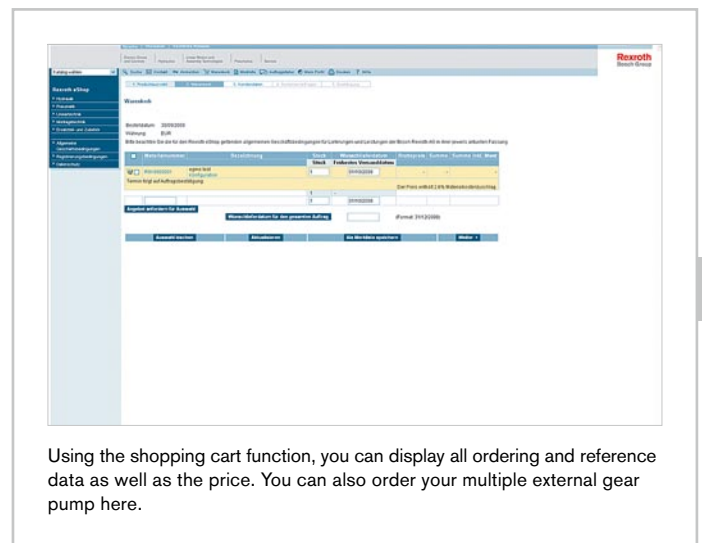
After specifying the nominal size of pump 2, you can then enter the direction of rotation. During the entire configuration process, your specifications will be visible in the right-hand summary window.



After selection of the drive shaft, you next specify the seal between the pump units. The system makes computations for the clutch based on your specified pressure and rotational speed.

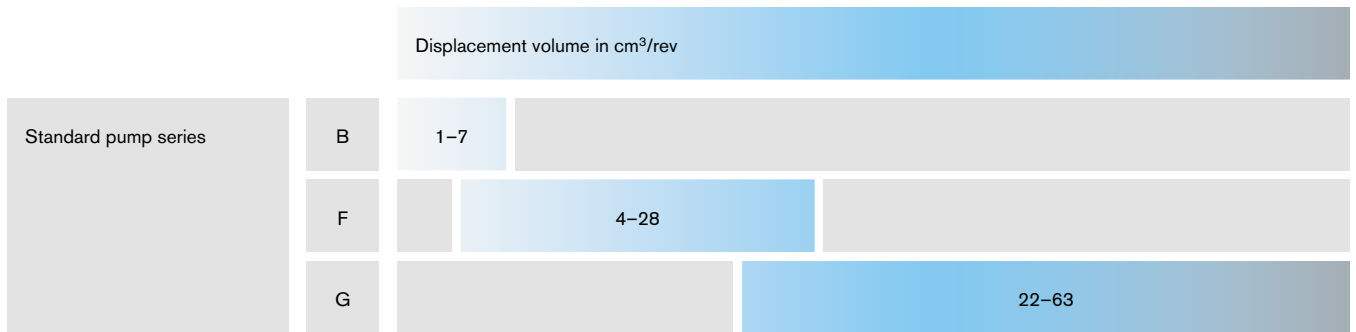


Besides the 2D and 3D representations, you can also call up an installation drawing. You can request that Rexroth send any form of graphical representation to you by e-mail for your own purposes.



Using the shopping cart function, you can display all ordering and reference data as well as the price. You can also order your multiple external gear pump here.

**Rexroth external gear pump series for online configuration**



Standard model series G, F and B of Rexroth external gear pumps can be combined in a variety of ways. The displacement range for Series B is 1-7 cm³/rev, for Series F 4-28 cm³/rev, and Series G 22-63 cm³/rev. You can order the downstream pump unit from either the same series or the next smallest series. (Series B units are therefore used downstream).

Here are the potential 3-way combinations:


- G+G+G
- G+G+F
- G+F+F
- G+F+B
- F+F+F
- F+F+B

Possible 2-way combinations:

- G+G
- G+F
- F+F
- F+B

**A wide range of possibilities with Rexroth external gear pumps**

Front pump segment	Back pump segment	Intermediate/rear pump segment
G	<input checked="" type="checkbox"/>	<input checked="" type="checkbox"/>
F	<input checked="" type="checkbox"/>	<input checked="" type="checkbox"/>
	B	F
		G



**A variety of output formats**

Whether you prefer an installation drawing, 2D CAD, or 3D CAD, the AZ configurator offers you an easy way to view the external gear pump you are configuring. And Rexroth's technical support service offers even more.

Use the AZ configurator to get the data you need – then simply choose online the output format you want. Your chosen data format will be sent to you promptly by e-mail for your further use.

Bosch Rexroth AG  
Hydraulics  
Glockeraustraße 4  
89275 Elchingen, Germany  
Tel. +49 7308 82-0  
Fax +49 7308 72-74  
info.brm@boschrexroth.de  
www.boschrexroth.com/brm

Bosch Rexroth AG  
Hydraulics  
Produktbereich Drives  
Außenzahnradmaschinen  
Robert-Bosch-Straße 2  
71701 Schwieberdingen, Germany  
Tel. +49 711 811-1063  
Fax +49 711 811-1798  
brm-az.info@boschrexroth.de  
www.boschrexroth.com/brm